


Thank you for purchasing




AmpliVox SB601R MITY- MEG 15 Watt MEGAPHONE

We encourage you to visit our website www.ampli.com to register your product for its warranty coverage, sign up to receive our newsletter, download our catalog, and learn more about the complete line of AmpliVox audio visual products, including portable PA systems, and lecterns.



OPERATING INSTRUCTIONS

- **Battery:** First charge battery before using. Unfold the plug on the **S1402** battery pack (A) and plug into AC outlet (110V-240V). Battery will reach full charge in approximately 2 hours. LED light on top of battery pack (B) will change from red when charging, to green when fully charged. *There is no memory effect with this battery pack so you can recharge whenever you feel like it!*
- **Operating Capacity and Standby Time:** A fully charged battery will provide 8 hours of typical operation, defined as speaking 35% of the time at mid volume, and **over one year of standby / idle time.**
- **Cycle Life:** Lithium-ion battery pack can be expected to provide 80% of its rated capacity after 300 charge / discharge cycles and 60% after 500 cycles. Storing, transporting or using the battery pack at temperatures exceeding 115° F / 45° C or -4° F / - 20° C will substantially reduce the cycle life of the battery pack.
- **Install Battery:** Locate battery compartment latch on top of megaphone (C). Open megaphone and insert battery into compartment (D) with led pointing up. Plug cord into the two pin connector located to the lower left of battery opening inside (E). Close megaphone. Do not pinch cord when closing.
- **Battery Status:** The megaphone has 3 LED's **LOW, MID, HIGH, (F)** that will tell you the current strength of the battery. **Note:** *A drained battery will not give sufficient sound volume. Recharge the battery when **LOW LED** lights when trigger is squeezed.*
- **Talk:** Make sure that the switch (G) is in the **Off / Talk** position. Place mouth about one inch from microphone (H), squeeze trigger (I) and speak. To increase volume, rotate volume control (J) left to right.
 When you have a freshly charged battery you may get "feedback" when talking. To eliminate feedback you need to turn down the gain. Locate the gain control (K) in the battery compartment. Turn until you do not hear any feedback. **Less gain, turn counter clockwise. More gain, turn clockwise.**
- **Siren:** To activate **Siren**, move switch (G) to the right. Siren will be heard. There is no control of the volume.
- **Whistle:** To activate **Whistle**, move switch (G) to the left. Whistle will be heard. There is no control of the volume.
- **Property Label:** Located on the bottom of the bell. Use marking pen to write ownership name on megaphone.



**IF YOU HAVE ANY QUESTIONS OR PROBLEMS PLEASE CALL
 OUR CUSTOMER SERVICE DEPARTMENT AT 1-800-267-5486**

WARRANTY

Limited One (1) Year Warranty

AmpliVox warrants this product to be free from defects in materials and workmanship (subject to the terms set forth below) for a period of one (1) year from the date of purchase (Warranty Period).

During the Warranty Period, AmpliVox will repair or replace (at AmpliVox discretion) this product or any defective parts (Warranty Service).

Repair or replacement under the terms of this warranty does not give right to any extension or a new beginning of the period of warranty.

CLAIMS UNDER THE WARRANTY

To obtain Warranty Service, contact AmpliVox (800-267-5486) to be assigned a Return Authorization number (RA#). After receiving RA #, the defective unit is to be returned to AmpliVox in either its original packaging or packaging affording an equal degree of protection. You will bear the cost of shipping the product to AmpliVox. If the product is covered by the warranty, AmpliVox will bear the cost of shipping product back to you after the completion of service under this warranty.

Return shipping will be charged to you for products not covered by the warranty or requiring no warranty repair.

The following information must be presented to obtain Warranty Service: (a) the RA# must be clearly and legibility marked on the outside of shipping carton, (b) proof of purchase, which clearly indicates the name and address of the seller, the date of purchase and the product type, which is evidence that this product is within the Warranty Period. Please further include (c) your return address, (d) daytime telephone number, and (e) reason for return.

LIMITATION OF WARRANTY

This warranty is only valid for the original purchaser and will automatically terminate prior to expiration if this product is sold or otherwise transferred to another party. The warranty provided by AmpliVox in this statement applies only to products purchased for use, and not for resale. It does not apply to open box purchases, which are sold as is and without any warranty. Specifically exempt from warranty are limited-life consumable components subject to normal wear and tear, such as microphone windscreens, ear cushions, modular plugs, ear tips, decorative finishes, batteries, and other accessories. This warranty is invalid if the factory-applied serial number, date code label, or product label has been altered or removed from this product. This warranty does not cover cosmetic damage or damage due to misuse, abuse, negligence, Acts of Nature, accident, disassembling or modification of, or to any part of, the product. This warranty does not cover damage due to improper operation, maintenance or installation, or attempted repair by anyone other than AmpliVox. Any unauthorized repairs will void this warranty.

Repairs or replacements as provided under this warranty are the exclusive remedy of the consumer. AmpliVox shall not be liable for any incidental or consequential damages for breach of any express or implied warranty on this product except to the extent prohibited by law, this warranty is exclusive and in lieu of all other express and implied warranties what so ever, including but not limited to the warranty of merchantability and fitness for a practical purpose.

NOTE! This warranty gives you specific legal rights. You may have other rights which vary from location to location. Some jurisdictions do not allow the exclusion or limitation of incidental or consequential damages or implied warranties, so the above exclusions may not apply to you. This warranty does not affect your legal (statutory) rights under your applicable national or local laws.



Dispose of the product according to local standards and regulations

WHY USE RECHARGEABLE BATTERIES?

Save Money—While rechargeable batteries cost more initially, they can be reused hundreds of times and last for years.

Protect the Environment—Conserve Resources

The corrosive materials and heavy metals in batteries can impair human health and the environment. Rechargeable batteries use greatly reduces the quantity of batteries manufactured, used and discarded.

AmpliVox recommends recycling batteries through Call2Recycle, Inc., a 501(c)4 non-profit organization - www.call2recycle.org

