



Middle Atlantic Products

EXCEPTIONAL SUPPORT & PROTECTION™

ASR Series Slide Out & Rotating Shelving System



Slide-out and rotating shelving system for custom cabinetry, millwork and entertainment centers

Features

- Shelving pulls out and rotates for easy access to rear connections
- Cable management included
- Up to a 200 lb. weight capacity (depending on model)
- Locking panel prevents system from sliding out when not intended
- Mounts in any entertainment center, millwork, or cabinetry
- Ready-to-assemble system ships flat to simplify shipping and storage



ASR shown fully extended and rotated

Architects' and Engineers' Specifications

ASR Series adjustable slide out rotating shelving system shall be Middle Atlantic Products model # ASR-XX (refer to chart). Overall dimensions of shelving system shall be 18.25" W x ___" H x 18" D with a ___ lb. weight capacity (refer to chart). Maximum adjustable shelf useable depth shall be 16.5". Wood finish shall be black and constructed of 3/4" & 1" thick 45 lb. density industrial MDF board with melamine. ASR base slides shall be 14-gauge steel. Shelving system shall slide out 19" on integrated ball bearing slides and rotate fully in either direction for equipment servicing. Shelving system shall remove from base for easy installation. Locking trim panel shall lock ASR in closed position and be 11-gauge aluminum with a black powder coat finish on one side and a black textured finish on the other. Cable Management shall include ___ (1,2) cable lacer bars with 2" offset (Middle Atlantic Products part # LBP-2A), 12 cable straps (Middle Atlantic Products part # TW12) and 15.5" Velcro® strips for rear of shelving. ASR shall be GREENGUARD Indoor Air Quality Certified for Children and Schools. ASR shall be RoHS EU Directive 2002/95/EC compliant. ASR shall be manufactured by an ISO 9001 and ISO 14001 registered company. ASR shall be warranted to be free from defects in material or workmanship under normal use and conditions for the lifetime of the product.

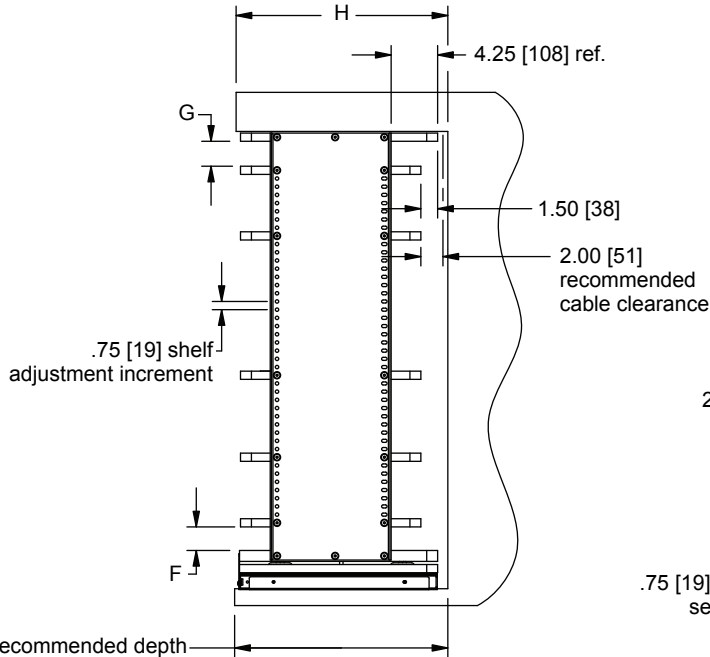


ASR-30

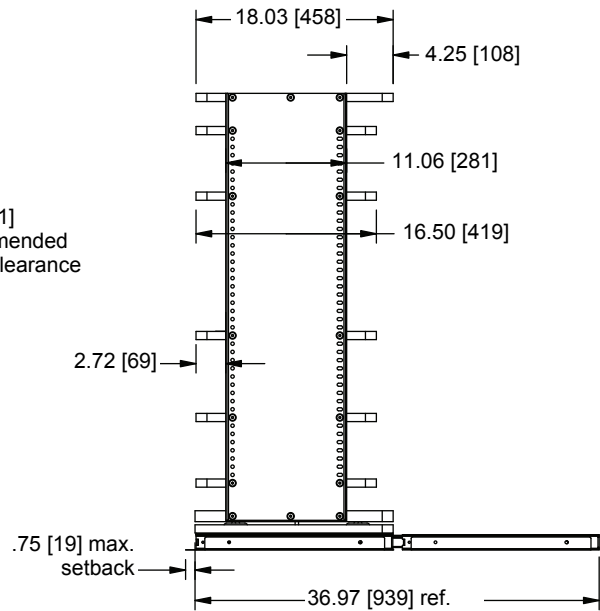
CUSTOMIZABLE SPECIFICATION CLIPS AVAILABLE AT MIDDLEATLANTIC.COM

ASR basic dimensions

All dimensions in inches unless otherwise noted [All dimensions in brackets are millimeters]

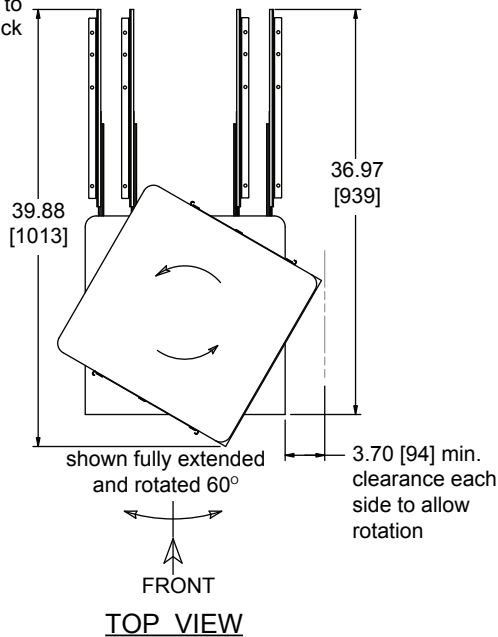


SIDE VIEW
(Closed Position)

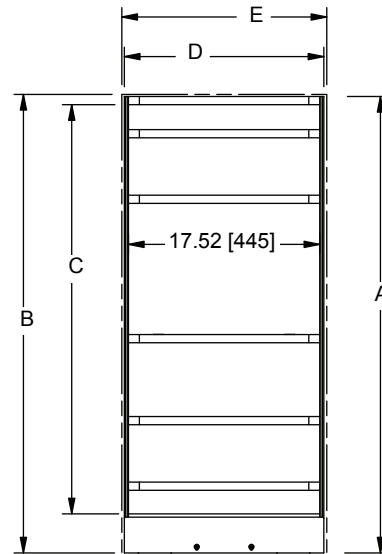


SIDE VIEW
(Open Position)

20" [508] recommended depth for flush installation / 20.75" [527] recommended depth for .75" max. setback installation. Depth allows 1-1/2" for cable management at rear of opening and may be adjusted as required to include setback, to 18-1/2" without setback



FRONT TOP VIEW



FRONT VIEW

Part #	A Overall Height	B Rough Opening Height	C Useable Mounting Height	D Overall Width	E Rough Opening Width	# Of Shelves / # Of Adjustable Shelves	F Lowest Shelf Mounting Clearance	G Highest Shelf Mounting Clearance	H Rough Opening Min. Depth Recommended*	Weight Capacity	Useable Depth
ASR-30	29.85 [758]	30 [762]	23.125 [587]	18.25 [464]	19.00 [483]	4 / 3	2.28 [58]	2.28 [58]	20.00 [508]	100 lbs. [46 kg.]	16.125 [410]
ASR-36	35.85 [911]	36 [914]	28.375 [720]	18.25 [464]	19.00 [483]	5 / 4	2.28 [58]	2.28 [58]	20.00 [508]	100 lbs. [46 kg.]	16.125 [410]
ASR-42	41.85 [1063]	42 [1067]	33.62 [854]	18.25 [464]	19.00 [483]	6 / 5	2.28 [58]	2.28 [58]	20.00 [508]	200 lbs. [91 kg.]	16.125 [410]
ASR-48	47.85 [1215]	48 [1219]	38.875 [987]	18.25 [464]	19.00 [483]	7 / 6	2.28 [58]	2.28 [58]	20.00 [508]	200 lbs. [91 kg.]	16.125 [410]

* Flush installation to front of shelving system