



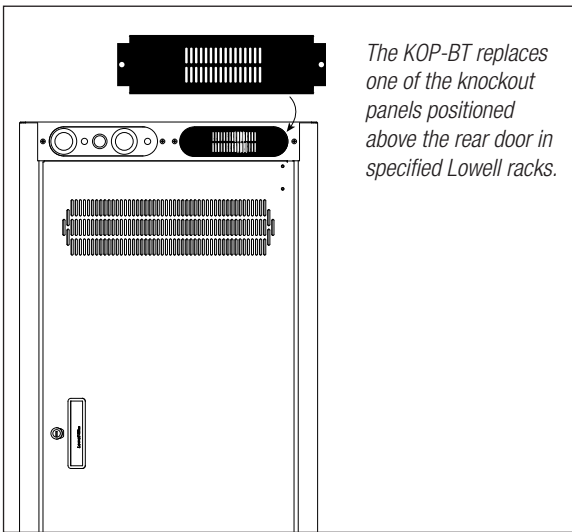
Steel panel with dual blower fans is made to replace a rear knockout panel in select Lowell racks. Air is pulled in from top/bottom fans, then blown out through vents. Includes power supply and thermostat probe controls fan operation automatically.

FEATURES

- Dimensions: 9.625"W x 2.75"H x 4.5"D
- Replaces a rear knockout panel in Lowell rack series: LER, LFR, LHR, LGR, LGNR, LGVR, LSGR, LSER, LPPR, LPR, and LWR.
- Two blower fans are positioned above one another to pull air from above/below them. Total airflow rating 45cfm, Total noise rating 29dB
- Made in the U.S.A. with domestic/imported components
- Includes power supply (power required 12VDC, 500mA)
- Also includes thermostat probe to control fan operation, activating fans when ambient temperature reaches 86°F [30°C], deactivating fans when ambient temperature reaches 72°F [22°C].

A&E SPECIFICATIONS

The rack shall include a knockout panel with blower fans, Lowell panel no. KOP-BT with black finish. Overall measurements shall be 9.625"W x 2.75"H x 4.5"D. Dual blower fans shall have 45cfm total airflow rating and 29dB total noise rating. The panel features a thermostat probe to monitor ambient temperature and activate blower fans when temperature reaches 86°F, and deactivate them when temperature reaches 72°F. Includes a power supply.

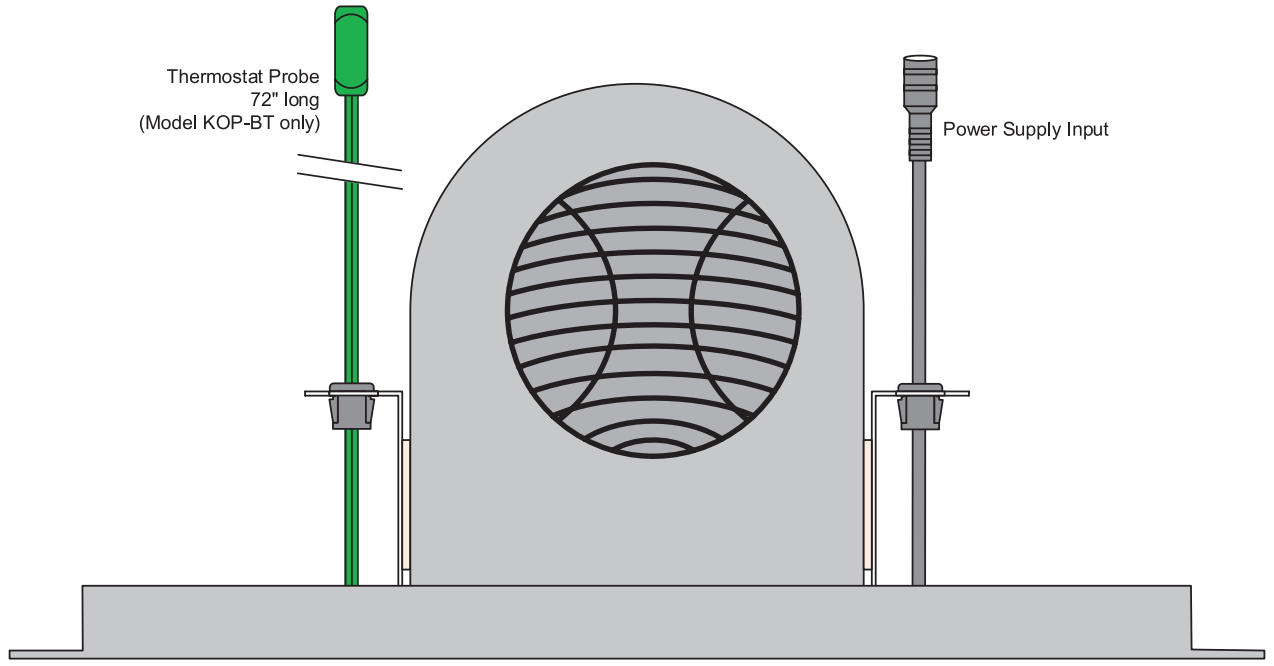
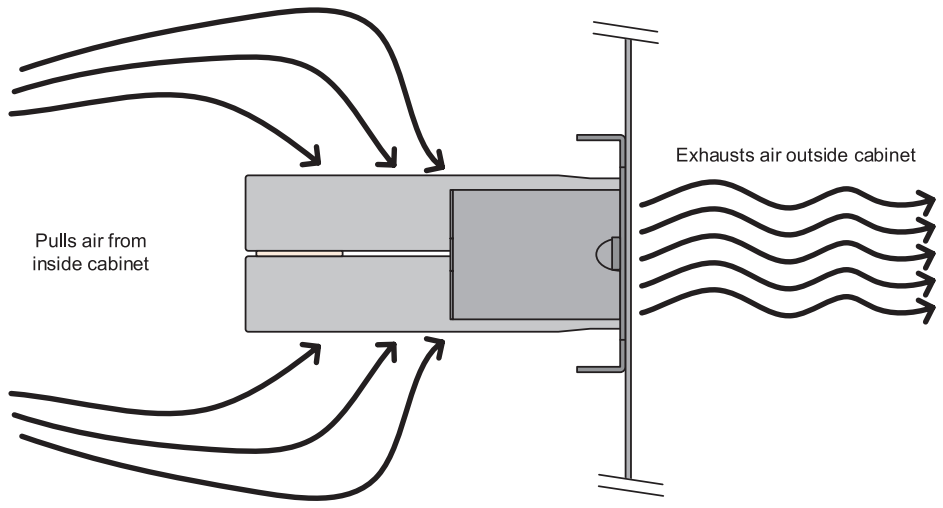


SERIES OVERVIEW

| Model No. | Panel Description | Thermostat Probe | Dimensions | Blower Fan Quantity | Total Airflow | Total Noise Rating | Power Required | Cord Type |
|-----------|--------------------------------------|------------------|---|---------------------|---------------|--------------------|----------------|--------------|
| KOP-B | Knockout panel with dual blower fans | No | 2.75 in. [70mm] x 9.625 in. [244] x 4.5 in. [114] | 2 | 45cfm | 29dB | 12VDC, 500mA | power supply |
| KOP-BT | Knockout panel with dual blower fans | Yes | 2.75 in. [70mm] x 9.625 in. [244] x 4.5 in. [114] | 2 | 45cfm | 29dB | 12VDC, 500mA | power supply |



TECHNICAL DRAWINGS *Dimensions are inches and [mm] unless stated otherwise.*



INSTALLATION

- 1) Remove cabinet's rear knockout panel
- 2) Install KOP-BT

INTERNAL USE ONLY: PN 24305