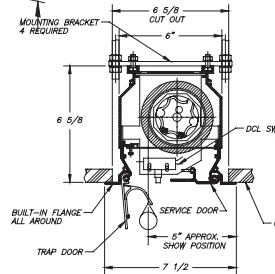
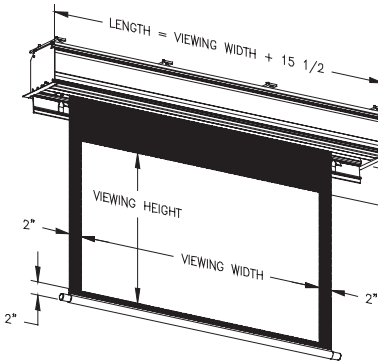


4K
READY

Features:


- **Aluminum housing is standard** with the choice of black or white finishes; custom finishes are available **CONTACT YOUR ACCOUNT MANAGER FOR PRICES**
- **Unless specified on the purchase order, all orders will be processed with white housing**
- **Pre-construction housing available**
- **Ribbed aluminum roller featuring VUTEC's FRS™ (Fabric Relief Step)**
- Standard 12" black leader set at 6"
- Manual wall switch control included
- Integrates with most VUTEC control systems
- Requires hard-wired installation
- Custom sizes and additional leader are available
- Ceiling flange included
- Optional black liner for SoundScreen available
- Silent motor available up to 120" wide with service door only (no trap door)
- A/V format screens includes 1" borders

PART NUMBER + SURFACE + HOUSING COLOR + VOLTAGE

EXAMPLE: L2043-057 PRW 1

1 = 110V OR 2 = 220V

SURFACES

PART NUMBERS					HOUSING COLOR	MatteWhite: (MW)		Vu-Flex Pro: (PR) Twin-Vu: (TV)		SoundScreen: (SS) GreyDove SoundScreen: (GS)		
Diagonal	Viewing Area	Housing Width	MatteWhite: (MW) Vu-Flex Pro: (PR) Twin-Vu: (TV) SoundScreen: (SS) GreyDove SoundScreen: (GS)	BLACK: (B) WHITE: (W) CUSTOM: (C)	MSRP (\$)	Dealer Net (\$)	MSRP (\$)	Dealer Net (\$)	MSRP (\$)	Dealer Net (\$)	Shipping	
4:3 Video Format												
72"	43.25" x 57.50"	73"	L2043-057XXXX	B/W/C	CONTACT YOUR ACCOUNT MANAGER FOR PRICES							85 lbs. (s)
78"	46.75" x 62.25"	77.75"	L2046-062XXXX	B/W/C								90 lbs. (s)
84"	50.50" x 67.25"	82.75"	L2050-067XXXX	B/W/C								92 lbs. (s)
100"	60" x 80"	95.50"	L2060-080XXXX	B/W/C								105 lbs. (s)
120"	72" x 96"	111.50"	L2072-096XXXX	B/W/C								168 lbs. (s)
144"	86.25" x 115.25"	130.75"	L2086-115XXXX	B/W/C								175 lbs. (s)
150"	90" x 120"	135.50"	L2090-120XXXX	B/W/C								180 lbs. (s)
*160"	96" x 128"	143.50"	L2096-128XXXX	B/W/C								185 lbs. (s)
*180"	108" x 144"	159.50"	L2108-144XXXX	B/W/C								200 lbs. (s)
16:9 HDTV Format												
92"	45" x 80"	95.50"	L2045-080XXXX	B/W/C	CONTACT YOUR ACCOUNT MANAGER FOR PRICES							105 lbs. (s)
103"	50.50" x 89.75"	105.25"	L2050-089XXXX	B/W/C								115 lbs. (s)
110"	54" x 96"	111.50"	L2054-096XXXX	B/W/C								168 lbs. (s)
123"	60" x 107"	122.50"	L2060-107XXXX	B/W/C								175 lbs. (s)
133"	65" x 116"	131.50"	L2065-116XXXX	B/W/C								180 lbs. (s)
*147"	72" x 128"	143.50"	L2072-128XXXX	B/W/C								185 lbs. (s)
*159"	78" x 138.50"	154"	L2078-138XXXX	B/W/C								205 lbs. (s)
16:10 Computer Format												
94"	50" x 80"	95.50"	L2050-080XXXX	B/W/C	CONTACT YOUR ACCOUNT MANAGER FOR PRICES							105 lbs. (s)
106"	56" x 89.75"	105.25"	L2056-089XXXX	B/W/C								115 lbs. (s)
113"	60" x 96"	111.50"	L2060-096XXXX	B/W/C								168 lbs. (s)
126"	67" x 107"	122.50"	L2067-107XXXX	B/W/C								175 lbs. (s)
137"	72.50" x 116"	131.50"	L2072-116XXXX	B/W/C								180 lbs. (s)
*151"	80" x 128"	143.50"	L2080-128XXXX	B/W/C								185 lbs. (s)
*163"	86.50" x 138.50"	154"	L2086-138XXXX	B/W/C								205 lbs. (s)
2.35:1 Widescreen Format												
115"	45" x 106"	121.50"	L2045-106XXXX	B/W/C	CONTACT YOUR ACCOUNT MANAGER FOR PRICES							175 lbs. (s)
129"	50.50" x 118.75"	134.25"	L2050-118XXXX	B/W/C								180 lbs. (s)
138"	54" x 127"	142.50"	L2054-127XXXX	B/W/C								185 lbs. (s)
*153"	60" x 141"	156.50"	L2060-141XXXX	B/W/C								200 lbs. (s)

All measurements are nominal

* Not available with Silent Motor

** Not available in GreyDove SoundScreen

*** Also available in 1:1 & 2.40:1 format

(s) item is shipped on a skid